


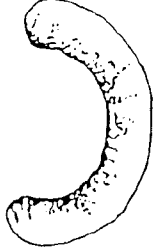
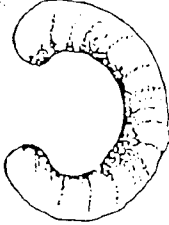
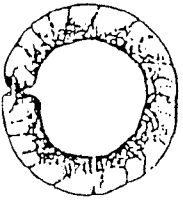


WHAT SOIL LOOKS LIKE	WHAT SOIL FEELS LIKE	WHEN ROLLED INTO A SAUSAGE	SOIL SAMPLES	THE SOIL IS
VERY SANDY	VERY ROUGH	CANNOT BE ROLLED INTO A SAUSAGE		VERY SANDY
QUITE SANDY	ROUGH	CAN BE ROLLED INTO A SAUSAGE BUT IT CANNOT BEND		SANDY
HALF SANDY AND HALF SMOOTH	ROUGH	SAUSAGE CAN BEND A LITTLE		SANDY LOAM
MOSTLY SMOOTH	A LITTLE SANDY, QUITE SMOOTH BUT NOT STICKY	SAUSAGE CAN BEND ABOUT HALF WAY ROUND		LOAM OR SILT LOAM
MOSTLY SMOOTH	A LITTLE SAND, QUITE SMOOTH AND STICKY	SAUSAGE CAN BE BENT MORE THAN HALF WAY ROUND		CLAY LOAM OR SANDY CLAY
SMOOTH	SMOOTH AND STICKY	SAUSAGE CAN BEND INTO A RING		CLAY

24
10
10

5
15

15
25

25
25

35
50

7
55